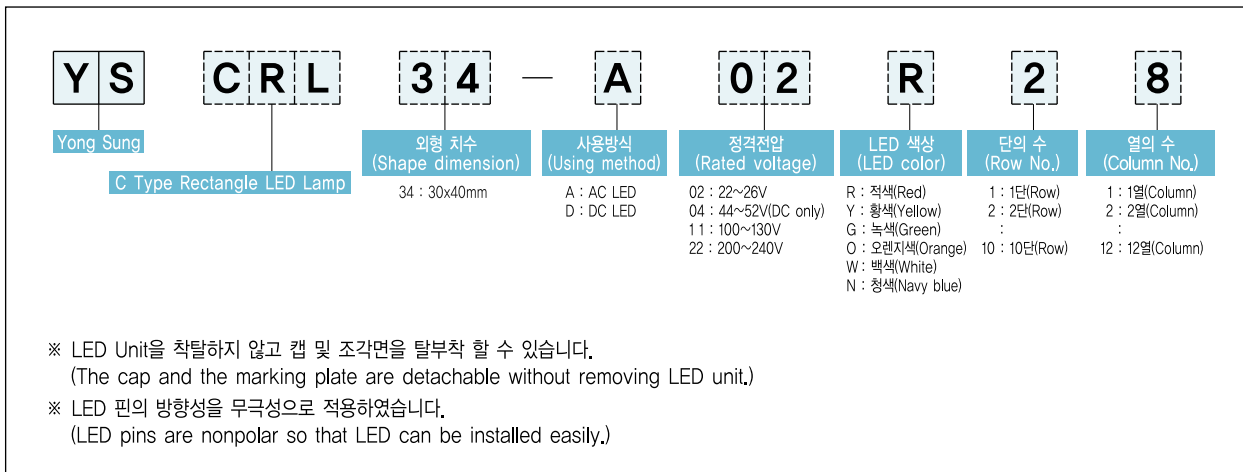
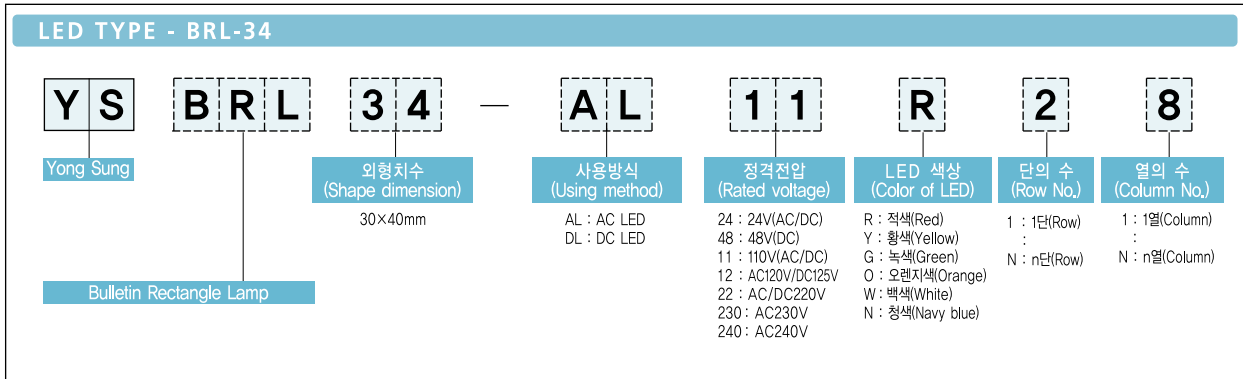
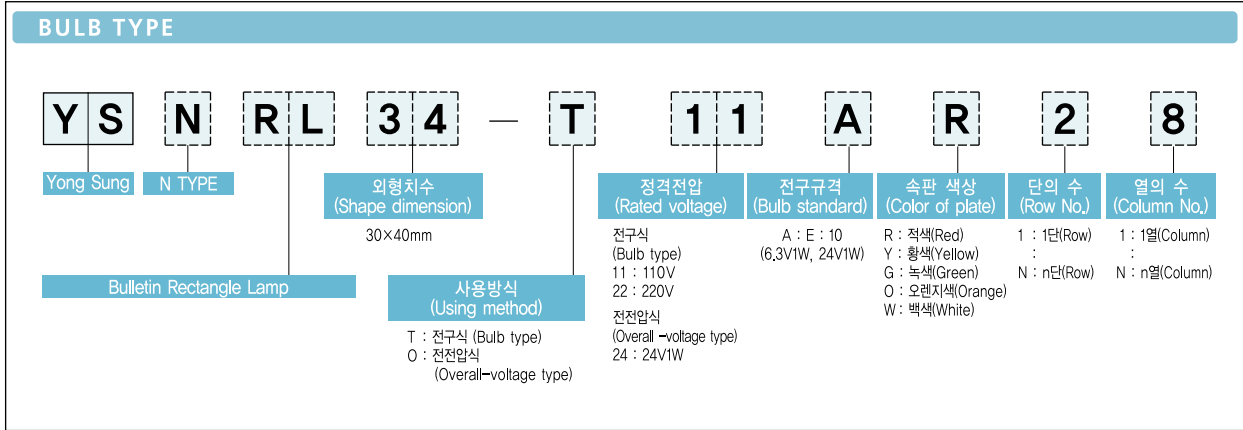


8-5

직사각 기명 표시등 (NRL 34, BRL 34, CRL 34)  
Bulletin Rectangle Lamp (NRL 34, BRL 34, CRL 34)

UL US CCC CE IP 40

형식 구분도 | Type Classification Diagram |

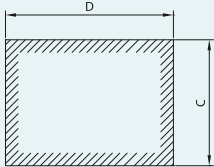
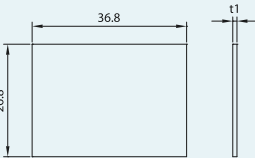
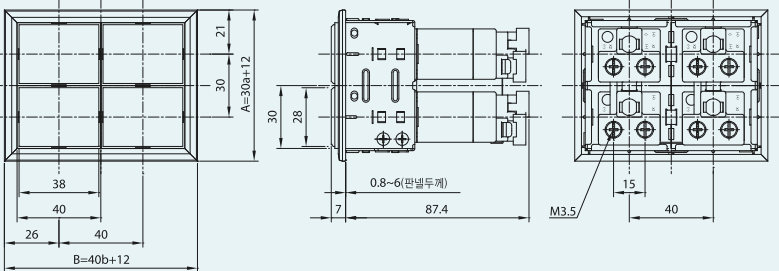
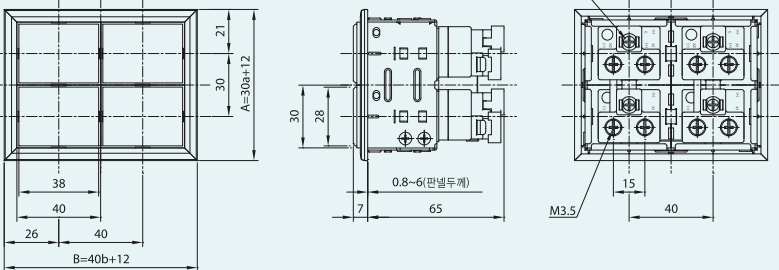


- ※ 1단 1열 연속 취부 시 간섭이 발생할 수 있습니다.  
(Interference among products might come up when each 1 row & 1 column product is connected to others in a row.)
- ※ 이외의 전압은 주문사양입니다.  
(Products with other rated voltages are order production.)
- ※ AC 정격 전압인 경우 50/60Hz 모두 사용 가능 (Available to use both 50/60Hz in AC rating voltage.)
- ※ DC 타입의 단자 C(CHECK 단자)를 사용 할 경우 ⊖ 단자들의 COMMON 단자 연결이 기본이며, DC 22~26V 타입만 ⊕ 단자들의 COMMON 단자 연결이 가능 (주문사양)  
(When you use terminal C(CHECK terminal) in DC type, wiring ⊖ terminals to COMMON terminal is the basic method but it is also possible to wire ⊕ terminals to COMMON terminal in DC 22~26V type.) (It is order production.)

외형 치수도 및 패널 가공 치수도 | Shape / Panel Dimension Drawing

(unit : mm)

단의 수 (Row)	열의 수 (Column)										
	외형치수 (Shape dimension)										
	B	52	92	132	172	212	252	292	332	372	412
	(D)	$45^{0}_{-0.5}$	$85^{0}_{-0.5}$	$125^{0}_{-0.5}$	$165^{0}_{-0.5}$	$205^{0}_{-0.5}$	$245^{0}_{-0.5}$	$285^{0}_{-0.5}$	$325^{0}_{-0.5}$	$365^{0}_{-0.5}$	$405^{0}_{-0.5}$

a	A	(C)	<p>1) 패널 가공 치수 (Cut-out Dimension)</p> <p>· 열 (Column) : 40n+5 (n : number)</p> <p>· 단 (Row) : 30n+5 (n : number)</p>	<p>2) 조각면 SIZE (Size of marking plate)</p>
01	42	$35^{0}_{-0.5}$		
02	72	$65^{0}_{-0.5}$		
03	102	$95^{0}_{-0.5}$	<p>3) 외형 / 치수도 (Shape / Dimension drawing)</p> <p>· PCB식 (PCB Type)</p>	
04	132	$125^{0}_{-0.5}$	<p>· 전전압식 (Overall-voltage Type)</p> 	
05	162	$155^{0}_{-0.5}$		
06	192	$185^{0}_{-0.5}$		
07	222	$215^{0}_{-0.5}$		
08	252	$245^{0}_{-0.5}$		
09	282	$275^{0}_{-0.5}$		
10	312	$305^{0}_{-0.5}$		

## 사양 Specification

### 백열구식 | BULB Type |

전원입력방식 (Power source)		전전압식 (Overall voltage type)	전구식 (Bulb type)
종별 (Type)		전면조광 (Overall illuminating)	전면조광 (Overall illuminating)
정격전압 (1차전압) (Rated voltage (Primary voltage))		AC/DC 24V	AC 110V, 220V
내장전구 (Built-in Lightbulb)	정격전압 (Rated voltage)	24V1W	6.3V1W
	2차전압 (Secondary voltage)	24V	5.5V
	BASE	E-10 (BASE Type)	
절연저항 (Insulation resistance)		100MΩ 이상 (Above 100MΩ) (DC 500V. Meg)	
내전압 (Withstand voltage)		AC 2,500V/min	
사용주위온도 (Ambient temperature)		-20℃ ~ +55℃	
상대습도 (Relative humidity)		45 ~ 85%	

### LED식 | LED Type |

종별 (Type)		단색전면조광 (CHECK단자삽입) (Single color overall illuminating(inserting CHECK terminal))				
정격전압 (1차전압) (Rated voltage (Primary voltage))		AC/DC24V	AC110V	DC110V	DC125V	AC/DC220V
내장 LED (Built-in LED)	정격전압 (Rated voltage)	DC24V				
	정격전류 (Rated current)	20mA 이하 (Below 20mA)				
	발광색 (Illuminating color)	적색, 황색, 녹색, 오렌지색, 백색, 청색 (Red, Yellow, Green, Orange, White, Navy blue)				
절연저항 (Insulation resistance)		100MΩ 이상 (Above 100MΩ) (DC 500V. Meg)				
내전압 (Withstand voltage)		AC 2,500V/min				
사용주위온도 (Ambient temperature)		-20℃ ~ +55℃				
상대습도 (Relative humidity)		45 ~ 85%				

※ AC 정격전압은 CHECK 단자가 없습니다. (CHECK terminal is not apply for AC rated voltage.)

※ DC CHECK 단자 사용시는 X1 단자에 부가회로를 사용할 수 없습니다. (램프 체크시 역전압 발생)

(Additional circuit can not be used at X1 terminal when using DC terminal.) (Reverse voltage occurrence when checking lamp.)

부 품 (Part)	재 질 (Materials)
몸체 (Body)	나일론 수지 (집합형 몸체) (Nylon resin (Integrated body))
	ABS 수지 (일체형 몸체) (ABS resin (All-in-one body))
케이스 (Case)	PC 수지 (PC resin)
단자 (Terminal)	황동 (Brass)
볼트 (Bolt)	탄소강 (Carbon steel)
캡 (Cap)	아크릴 수지 (Acrylic)